




Full scale 800mm unit shown

Full scale 6" x 6" unit shown



ACO Polymer Products, Inc.

West Sales Office
825 W. Beechcraft St.
Casa Grande, AZ 85122
Tel: (520) 421-9988
Toll Free: (866) 809-4506
Fax: (520) 421-9899

Northeast Sales Office
9470 Pinecone Drive
Mentor, OH 44060
Tel: (440) 639-7230
Toll Free: (866) 809-4506
Fax: (440) 639-7235

Southeast Sales Office
4211 Pleasant Road
Fort Mill, SC 29708
Toll Free: (888) 490-9552
Tel: (803) 802-1063
Fax: (803) 802-1063

Follow us on



Electronic contact
info@QuARTzbyACO.com
www.QuARTzbyACO.com



May 2015

Re-order Part #QL001

ShowerPoint

QuARTz by ACO

Shower Channels

QuARTz by ACO

Art & Design

QuARTz by ACO shower channels open up the bathroom design process, enabling freedom of design and movement.

This innovative new perspective on shower drainage enables traditional style showers with a step, or a totally barrier-free design. Units can be positioned anywhere within the base of the shower: as a threshold, against the wall or wherever the layout allows.

The luxurious, electropolished stainless steel or oil-rubbed bronze fixtures complement the latest in luxurious, spa-like bathroom design with the performance and finish expected from the world-leading drainage manufacturer.


Installation is also made much quicker and easier as complicated tiling and complex slopes are eliminated.



Channels

- **Edge detail** - plain edge for flexible fabric membranes or a flange edge for liquid membranes. Enables use with concrete slab or wood floors.
- **Length** - choice of 6 standard lengths: 700mm (27.56"), 800mm (31.50"), 900mm (35.43"), 1000mm (39.37"), 1200mm (47.25"), 1400mm (55.12").
- **Grade 304 stainless steel** - all parts are manufactured from grade 304 stainless steel which has been electropolished or oil-rubbed bronzed for enhanced aesthetics.
- **Outlet connections** - 2" pipe connection with either PVC or cast iron membrane clamp, or 2" adjustable coupling.
- **LED light option** - red, green, blue or rainbow water-activated LED light option available.

Grate options




Simple one-way slope simplifies tiling.

ShowerPoint Drains

- **Size:** 150mm (6") square drain with choice of grate designs.
- **Security:** option of lockable grates for added security in public areas.
- **Grade 304 stainless steel** - all grates are manufactured from grade 304 stainless steel which has been electropolished. Drain bodies are manufactured from chrome plated ABS plastic.
- **Outlet connections** - 2" pipe connection with either threaded coupling attachment for membrane clamp, 2" no-hub adjustable coupling, or solvent weld connection.
- **LED light option** - red, green, blue or white water-activated LED light option available.

Grate options



Simple elegant Showerpoint drains.